

Conference coorganizers

## Guidelines for the Submission of Full Paper (Title - Two Lines Maximum)

*Petar Petrovski<sup>1</sup>, Marko Markovski<sup>2</sup>, Stojan Stojanovski<sup>3</sup>*

*<sup>1,3</sup> Faculty of Mechanical Engineering, Ss. Cyril and Methodius University, Skopje, Macedonia, <sup>1</sup>ppetrovski@mf.edu.mk, <sup>3</sup>sstojanovski@mf.edu.mk*

*<sup>2</sup>National Centre for Development of Innovation and Entrepreneurial Learning, Skopje, Macedonia, marko@ncdiel.mk*

### Abstract:

The abstract should be up to 300 words and definitely fit in the first page of the paper. This document is a sample document that gives the authors of the 7th Balkan and Black Sea Conference “Days of Clusters” – “Cluster-Based Economic Development for a Sustainable Region” a general overview of how their full paper and camera ready paper should look like. This paper will be included in the Proceedings of the Conference.

### Keywords

Up to 5 keywords arranged in alphabetical order formatting a paper (e.g. Clustering and networking, Entrepreneurship Education, Governmental and regional policies on entrepreneurship, innovation and R&D)


## 1. Introduction

All camera-ready papers should be submitted to the organizing committee by email ([7th.daysofclusters@gmail.com](mailto:7th.daysofclusters@gmail.com) and [ukim-bsc@mf.edu.mk](mailto:ukim-bsc@mf.edu.mk)) in both Microsoft Word and PDF format. Please send your files marked with authors First letter of name and full sure name, e.g. Full-Paper-PPetrovski-EtAl.doc, and Full-Paper-PPetrovski-EtAl.pdf.

All items in this document are defined as styles (see **Format > Style**). It should be straightforward to format the document using those styles. Camera-ready papers should be from 5 to 8 pages.

## 2. Formatting Guidelines

Sections and subsections should be numbered 1,2,3, ... and 1.1, 1.2, ... etc respectively. Titles of sections and subsections should be in small caps except from the initial letter of every word. The following formatting guidelines also apply.



## 2.1 Text

Please use font Arial for:

- Title size: **18 bold**,
- Name and Sure name: *size 14 italic*,
- Affiliation: *size 11 italic*,
- Text in the abstract size **11 bold** single line spacing.

All text written in paragraphs should be in Arial 10, with no indent and fully justified (left and right). If you need to put some emphasis in words, key terms etc. please use italics, for example *this is an emphasised text*. Do not use bold or other typeface.

## 2.2 Tables

You should present tables in your manuscript and should contain only horizontal rules. Each table needs a short descriptive title above it. Column headings should clearly define the data presented. If necessary, suitably identified footnotes should be included below. Take care to include all the units of measurement. The table needs to be cited in the text.

For example, the margins of the text are set as in Table 1. Use Page Setup to set the margins or the template provided. Make sure that the table caption is included after the table. Tables should be numbered 1,2,3, ... etc. Tables and table captions must be centred. There is a special style for text within the cells of the table.

Table 1 Setup of margins for full paper.

Margin	Cm
Top	2.5
Bottom	2.5
Left	2.5
Right	2.5
Header	1.25
Footer	1

## 2.3 Figures

Figures and images must be centred too. Make sure that the figure caption is included after the figure or image. They should be numbered 1,2,3, ... etc., as for example Figure 1.





Figure 1 The city of Ohrid



## 2.4 Bullets

If you need to use a bullet list then this should be as follows (the bullet is at 0.7 cm):

- Bullet item one, some text.
  - Bullet item one, some other text.
- etc.

## 2.5 Abbreviations

As far as possible, please avoid the use of initials, except for terms in common use. Please provide a list, in alphabetical order, of abbreviations used, and spell them out (with the abbreviations in brackets) the first time they are mentioned in the text.

## 2.6 Citations

Reference list. References should be listed in Vancouver style and numbered in the order in which they appear in the text. In the text, enclose reference numbers in square brackets, e.g. [1], [2], [3], ... etc. That means that references should not be listed in alphabetical order. Please avoid using endnotes or footers.

References to Internet materials should be treated as other references in the text. In the reference list, they should be dated and sufficiently identified for readers to be able to find the material unambiguously.

## 3. Conclusions

Thank you for trying to format your paper in the way that this document describes. We are looking forward to seeing you in the Conference.

## Acknowledgement

Please feel free to state the acknowledgement and gratitude to the institutions and/or individuals that have made your research possible.

## References

- 1 Fowkes F G R, Fulton P M. Critical appraisal of published research: introductory guidelines. *BMJ* 1991; 302: 1136-40.
- 2 Borrey D, Spencer H. OMR vs. Image based marks recognition competing technologies for the same market? <http://www.visionshape.com> 1997 January